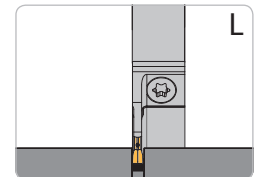
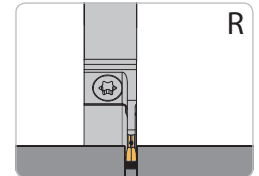
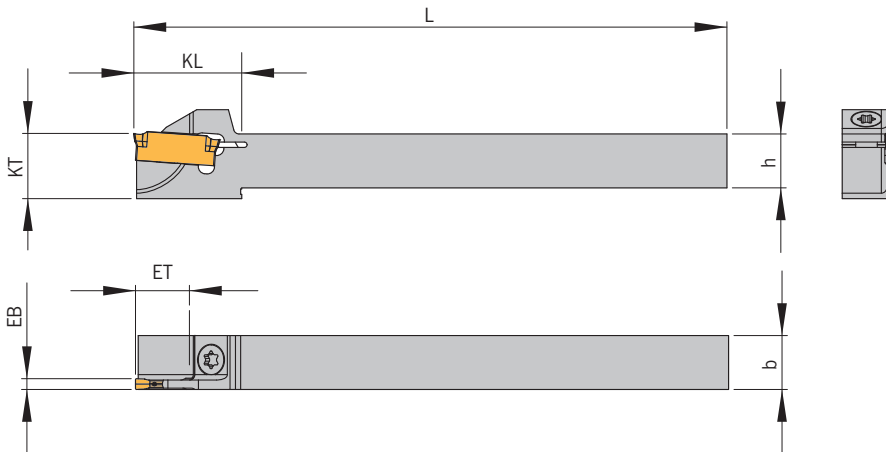


HSA



Показано правостороннее исполнение

Державки для автоматов продольного точения

Артикул	EB	ET	D _{max}	D _R	h	b	L	KL	KT	Применяемая сменная пластина
HSA 0808L-SA24015-12	1,5	6,0	12	-	8	8	110	16	10	SA 24-15...
HSA 0808R-SA24015-12	1,5	6,0	12	-	8	8	110	16	10	SA 24-15...
HSA 0808L-SA24015-16	1,5	8,0	16	-	8	8	110	18	10	SA 24-15...
HSA 0808R-SA24015-16	1,5	8,0	16	-	8	8	110	18	10	SA 24-15...
HSA 1010L-SA1602-20	2,0	10,0	20	-	10	10	110	20	12	SA 16-20...
HSA 1010R-SA1602-20	2,0	10,0	20	-	10	10	110	20	12	SA 16-20...
HSA 1010L-SA24015-20	1,5	10,0	20	-	10	10	110	20	12	SA 24-15...
HSA 1010R-SA24015-20	1,5	10,0	20	-	10	10	110	20	12	SA 24-15...
HSA 1010L-SA2402-20	2,0	10,0	20	-	10	10	110	20	12	SA 24-20...
HSA 1010R-SA2402-20	2,0	10,0	20	-	10	10	110	20	12	SA 24-20...
HSA 1212L-SA1602-20	2,0	10,0	20	-	12	12	110	-	-	SA 16-20...
HSA 1212R-SA1602-20	2,0	10,0	20	-	12	12	110	-	-	SA 16-20...
HSA 1212L-SA1603-26	3,0	13,0	26	-	12	12	110	-	-	SA 16-30...
HSA 1212R-SA1603-26	3,0	13,0	26	-	12	12	110	-	-	SA 16-30...
HSA 1212L-SA24015-20	1,5	10,0	20	-	12	12	110	-	-	SA 24-15...
HSA 1212R-SA24015-20	1,5	10,0	20	-	12	12	110	-	-	SA 24-15...
HSA 1212L-SA24015-32	1,5	16,0	32	-	12	12	110	26	16	SA 24-15...
HSA 1212R-SA24015-32	1,5	16,0	32	-	12	12	110	26	16	SA 24-15...
HSA 1212L-SA2402-20	2,0	10,0	20	-	12	12	110	-	-	SA 24-20...
HSA 1212R-SA2402-20	2,0	10,0	20	-	12	12	110	-	-	SA 24-20...
HSA 1212L-SA2402-26	2,0	13,0	26	-	12	12	110	-	-	SA 24-20...
HSA 1212R-SA2402-26	2,0	13,0	26	-	12	12	110	-	-	SA 24-20...
HSA 1212L-SA2402-32	2,0	16,0	32	-	12	12	110	26	16	SA 24-20...
HSA 1212R-SA2402-32	2,0	16,0	32	-	12	12	110	26	16	SA 24-20...
HSA 1616L-SA1602-20	2,0	10,0	20	-	16	16	110	-	-	SA 16-20...
HSA 1616R-SA1602-20	2,0	10,0	20	-	16	16	110	-	-	SA 16-20...
HSA 1616L-SA1602-26	2,0	13,0	26	-	16	16	110	-	-	SA 16-20...
HSA 1616R-SA1602-26	2,0	13,0	26	-	16	16	110	-	-	SA 16-20...
HSA 1616L-SA1603-26	3,0	13,0	26	-	16	16	110	-	-	SA 16-30...
HSA 1616R-SA1603-26	3,0	13,0	26	-	16	16	110	-	-	SA 16-30...
HSA 1616L-SA24015-32	1,5	16,0	32	-	16	16	110	-	-	SA 24-15...
HSA 1616R-SA24015-32	1,5	16,0	32	-	16	16	110	-	-	SA 24-15...
HSA 1616L-SA2402-26	2,0	13,0	26	-	16	16	110	-	-	SA 24-20...
HSA 1616R-SA2402-26	2,0	13,0	26	-	16	16	110	-	-	SA 24-20...
HSA 1616L-SA2402-32	2,0	16,0	32	-	16	16	110	-	-	SA 24-20...
HSA 1616R-SA2402-32	2,0	16,0	32	-	16	16	110	-	-	SA 24-20...
HSA 1616L-SA24025-32	2,5	16,0	32	-	16	16	110	-	-	SA 24-25...
HSA 1616R-SA24025-32	2,5	16,0	32	-	16	16	110	-	-	SA 24-25...